WISE BABY · THE GUIDE FOR PARENTS

Dry nights, calm days.

A little sensor in the diaper, a gentle note on your phone, and a diary that fills itself in. This guide shows you everything, step by step, with plenty of pictures.



Wise Baby is in its final testing phase. This guide describes the first version – small details may still change before it goes on sale.

KENJARA.EU

Nothing to worry about.

Always up to date at kenjara.eu/diapers/baby

THE GUIDE

Contents

1 **Getting started**
Unpack, install the app and connect the sensor to your Wi-Fi – about ten minutes.

2 **Every day**
The little cloud, where the sensor goes, the alert and what happens after a change.

3 **Nights**
Quiet hours, what wakes you, and taking turns at night.

4 **Family**
Invite Dad, Grandma or the babysitter with a code.

5 **Diary**
Feeds, first foods, growth, moments and the weekly PDF.

6 **Care**
Charging and cleaning the sensor.

7 **Safety**
The few rules that matter most. Please read them before first use.

8 **Questions**
Answers to what parents ask most – and how to reach us.

GETTING STARTED

Five small steps, about ten minutes

Before the very first use, lay both sensors on the dock for one night, so they start with a full battery.

IN THE BOX

Everything you need – nothing more

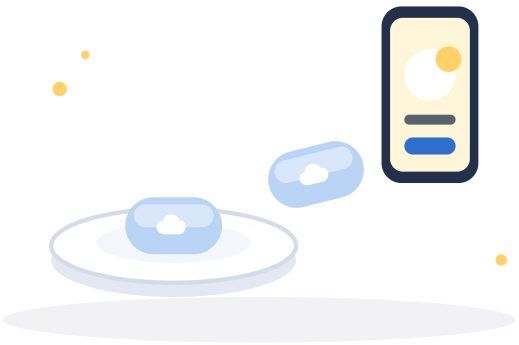

Two sensors

One in the diaper, one on the dock – so there is always a charged one ready.

The charging dock

Just lay the sensor on top. No cable and no plug on the sensor: it is sealed all round in soft silicone.

The Wise Baby app

For iPhone and Android, in German, English, Slovenian and Croatian.

1

Open the app and choose your language

Deutsch, English, Slovenščina or Hrvatski – tap it at the top. You can change it any time later in Family › Language.

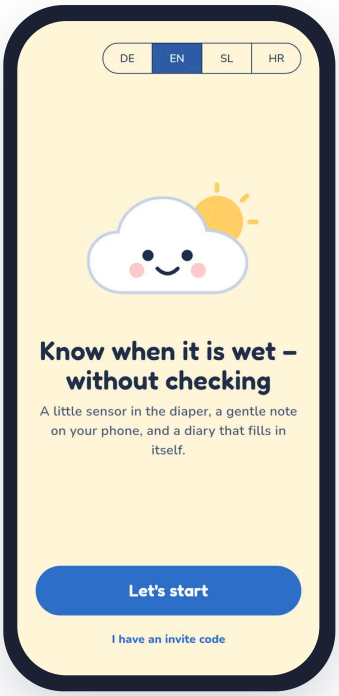

2

Tell us about your little one

A name or a nickname and the birth date are enough. The app then shows the age in months and weeks – and every diary entry belongs to your baby.

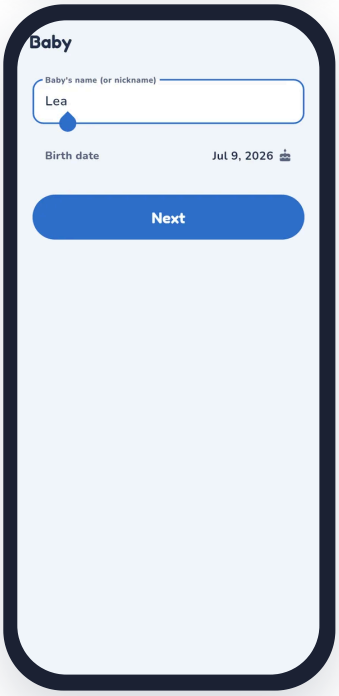

3

Your name – and yes to notifications

Your name shows the family who is on duty tonight. Please allow notifications on the next screen: that is how Wise Baby tells you the diaper is wet.

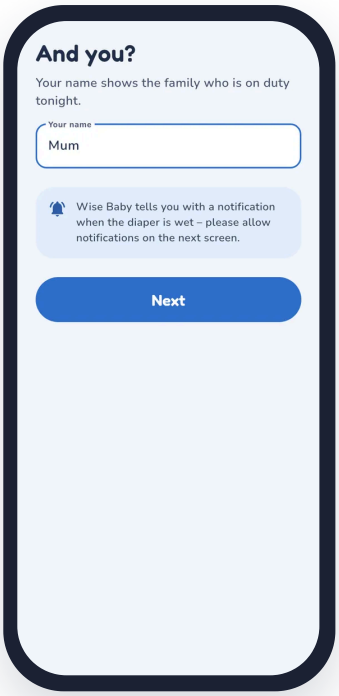

4

Hold your phone to the sensor

Hold the top of your phone against the sensor for a moment – the phone finds it by itself. No NFC on your phone? Tap “Find it with Bluetooth instead” and keep the sensor close.

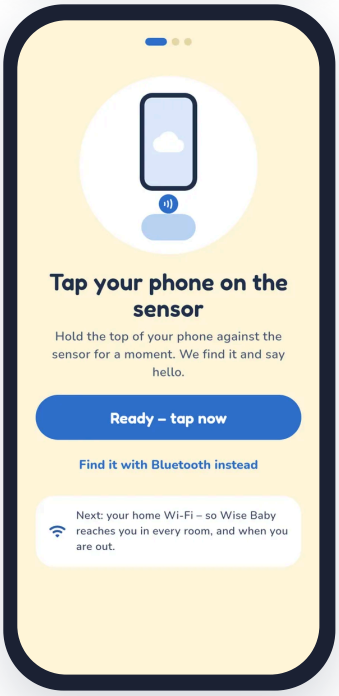

5

Give the sensor your home Wi-Fi

Choose your network and type the password. With Wi-Fi the sensor reaches you in every room and even when you are out – Bluetooth alone usually stops at the next wall.

❤ Good to know: the password goes straight to the sensor; we never see or store it. The sensor uses 2.4 GHz Wi-Fi, which almost every home router offers.

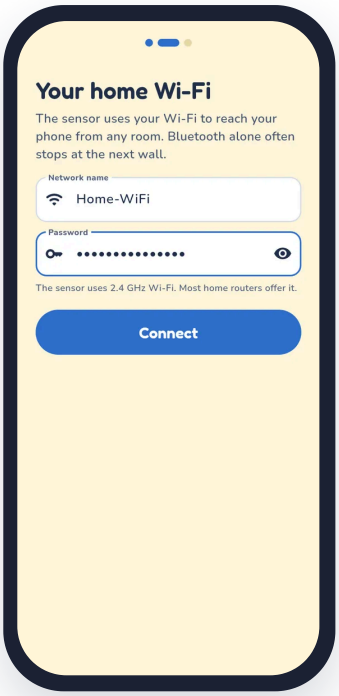

EVERY DAY

Diaper on, phone away, life goes on

MEET THE LITTLE CLOUD

One look tells you everything

The cloud on your home screen shows how the diaper is doing – you can read it from across the room.



Sunshine – all dry

Nothing to do. Enjoy the moment.



Drizzle – a little damp

No rush. We will tell you when it really gets wet.



Rain – wet

Time for a fresh diaper when you can.



Brown swirl – possibly a poo

The sensor noticed a change in colour. Have a look.



Sleepy cloud – night

During your quiet hours the app turns dark and warm, and only what really matters wakes you.

1

Lay the sensor into a fresh diaper

Place it on the inside of the diaper, in the middle of the front part – where it gets wet first. The smooth side faces your baby. Close the diaper as usual; your baby will hardly notice it.

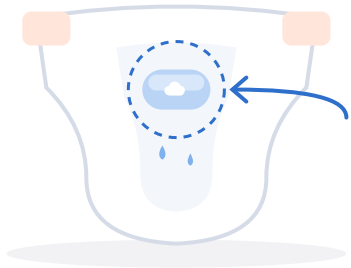

2

Your home screen

At a glance: the little cloud, how long ago you changed, today's wet diapers and poos, and the sensor's battery. The big “Changed!” button and four quick buttons – feed, sleep, photo, note – are always within reach of your thumb.

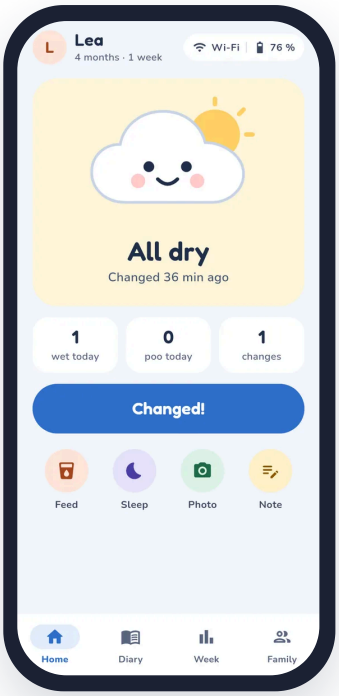

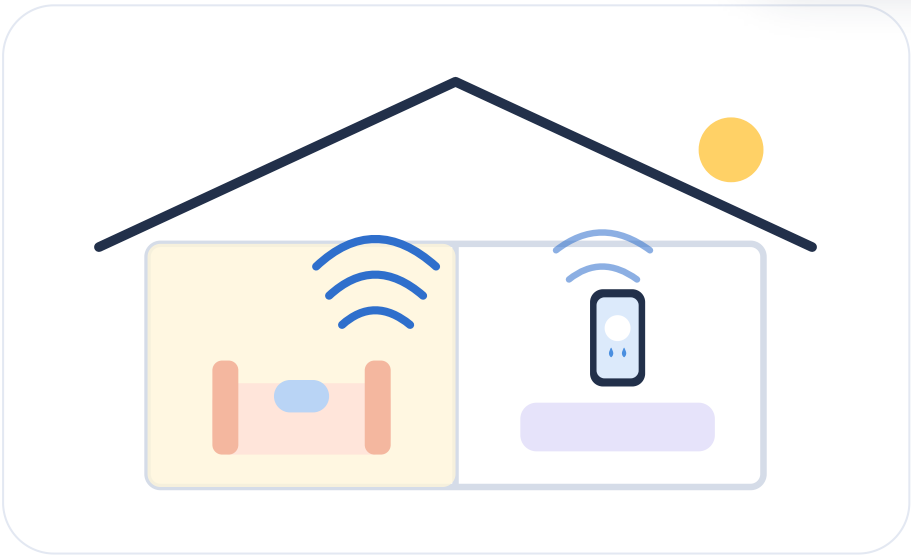

3

When it is wet

Your phone lets you know, even in another room. Tap “I'm on it” and everyone else in the family can relax. Not right now? “Remind me in 30 min”.

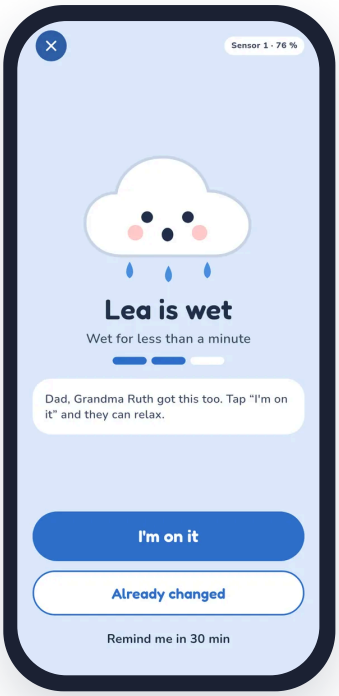

4

After changing

Take the sensor out, rinse it, and lay it into the fresh diaper. The app notices by itself that the diaper is dry again and writes the change into your diary. Of course you can also tap “Changed!” yourself.

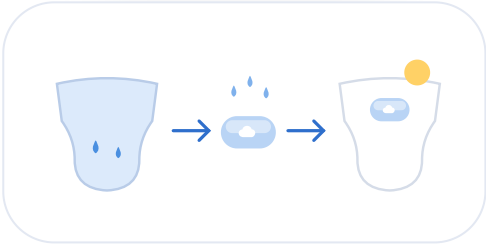

NIGHTS

Sleep is precious – we treat it that way

1

Quiet hours

From 22:00 to 06:30 (you choose the hours) the app turns dark and warm, and only “very wet” wakes you – with a soft chime, never a siren.

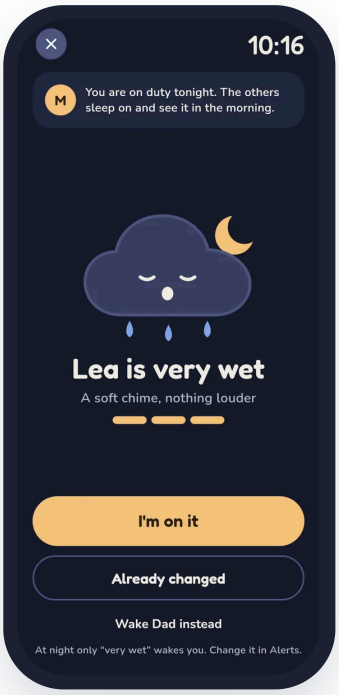

2

You decide what wakes you

Choose separately for day and night: damp, wet or very wet. And how long “Remind me” waits.

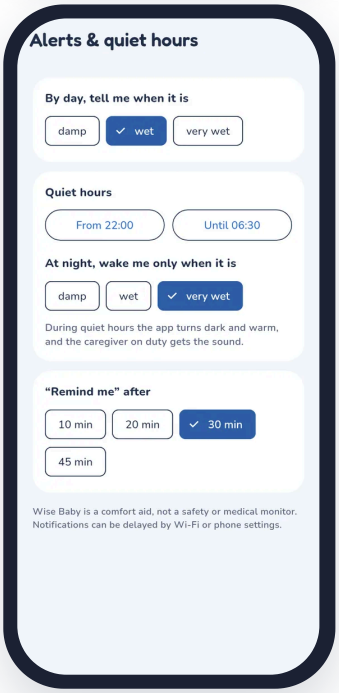

3

Taking turns: on duty tonight

Whoever is on duty hears the sound. The others only get a silent note and see everything in the morning. Too tired? “Wake Dad instead” hands the night over with one tap.

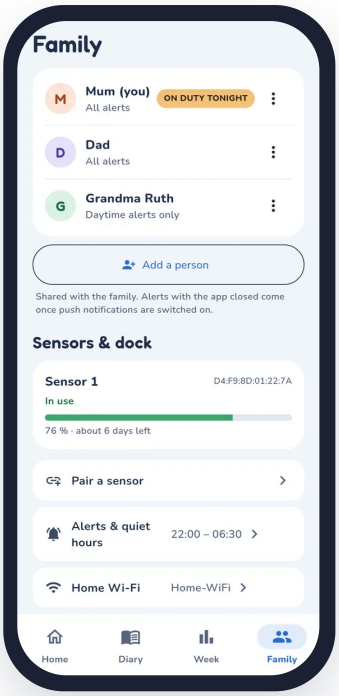

FAMILY

Share the care

1

Invite Dad, Grandma or the babysitter

In Family, tap “Add a person”. You get a code of eight letters, valid for seven days. Pass it on however you like – in a message, on paper, or read it out.

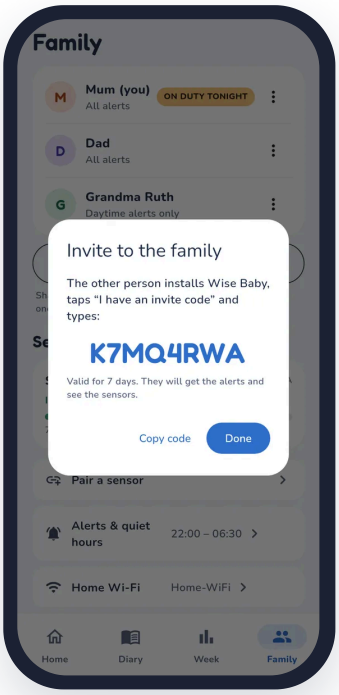

2

Joining is just as easy

The other person installs Wise Baby, taps “I have an invite code” on the very first screen and types the code. From then on they get the alerts and see the sensors, too.

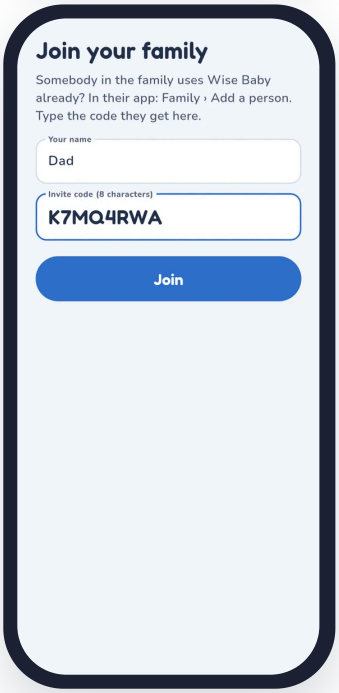

3

Everyone in one place

See who is on duty, who only wants alerts by day (so Grandma's nights stay quiet), and how full each sensor is.

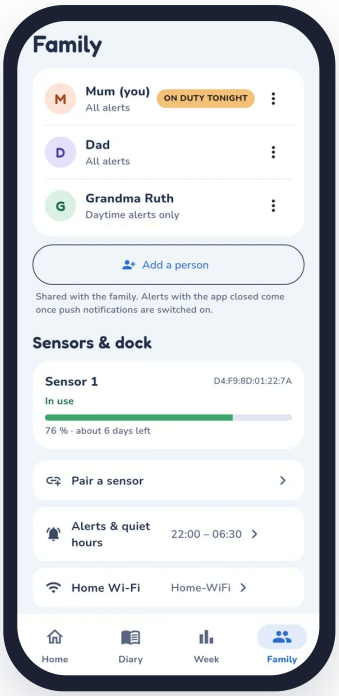

DIARY

A diary that fills itself in

1

The sensor writes along

Every wet diaper and every change the sensor notices is written down for you, marked SENSOR. You add the rest – in two taps.

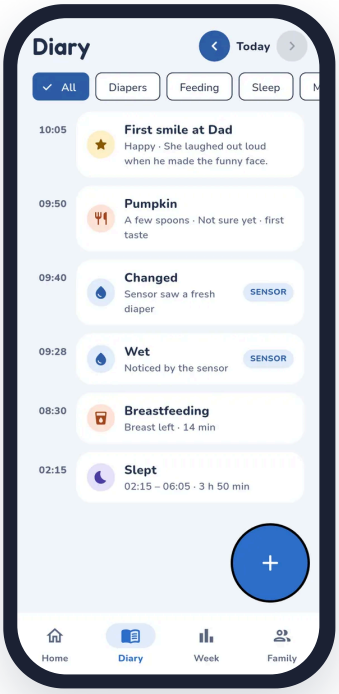

2

Feeding

Breastfeeding with a timer for left and right, or the bottle in millilitres.

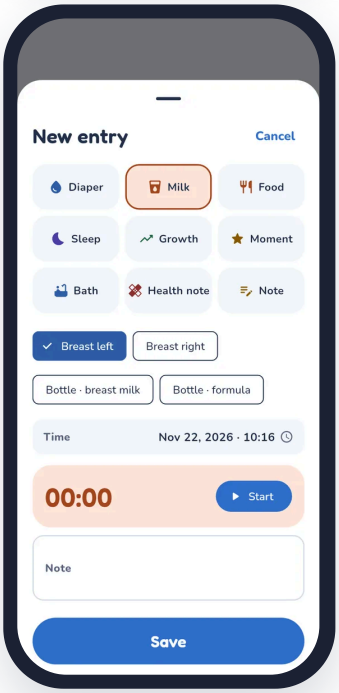

3

First foods

What it was, how much, and how it went: loved it, not sure yet, or refused. Wise Baby remembers the first time of every food.

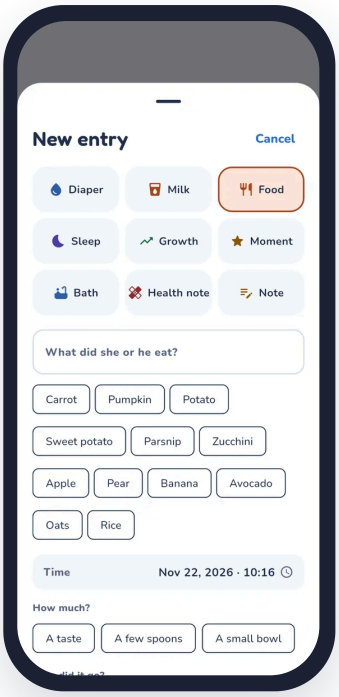

4

Moments and photos

First smile, first tooth, first bath in the big tub. Choose a photo from your gallery or take a new one.

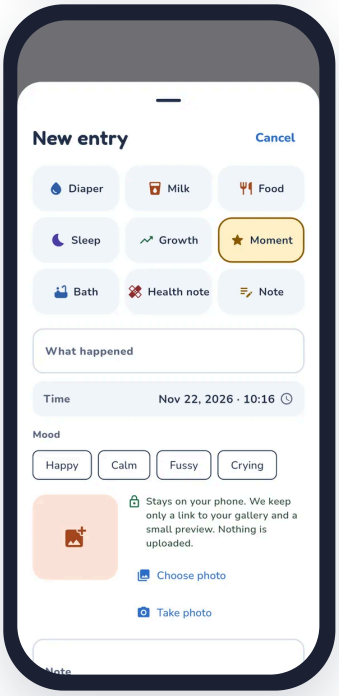

❤ Your photos stay on your phone. Wise Baby keeps only a small preview and a link to your gallery – nothing is uploaded.

5

Growth

Weight, length and head circumference whenever you measure – the curve grows along with your baby.

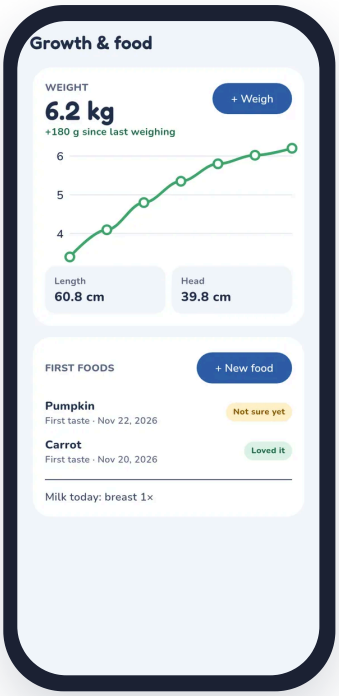

6

The week at a glance – and for your midwife

Diapers per day, changes, the longest sleep. One tap makes a PDF you can show your midwife or paediatrician.

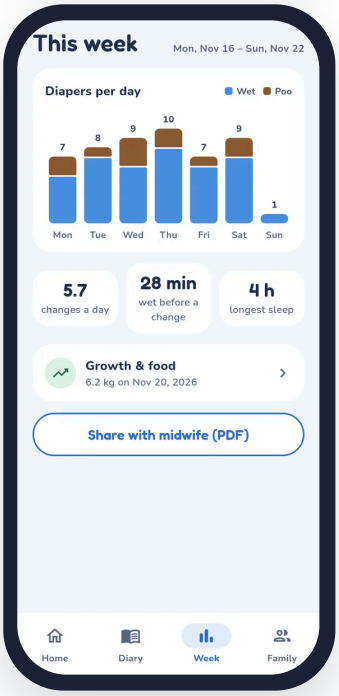

CARE

Charging and cleaning

1

Charging

The sensor is designed for about eight days per charge. When the app says the battery is low – or simply once a week – lay it on the dock, overnight is perfect. With two sensors you just swap: one in the diaper, one on the dock.

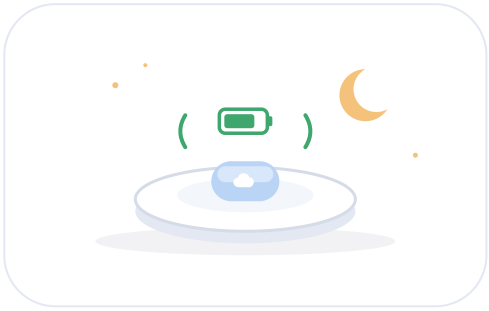

2

Cleaning

After every change, rinse the sensor under warm running water with a drop of mild soap and pat it dry with a soft cloth. Please do not boil it, and keep it out of the dishwasher and the microwave. No sharp or scratchy cleaners.



PLEASE READ

Safety – the most important page

We are parents too. These few rules matter to us more than anything else in this guide.

Wise Baby helps you – it does not watch over your baby. It is a comfort aid, not a medical device and not a baby monitor. Keep checking on your baby as you always do.

Notifications can be late or missing, for example when the Wi-Fi is down, the phone is on silent or its battery is empty.

Small parts: the sensor belongs in the diaper or on the dock. Never let your baby play with it or put it in the mouth, and keep spare sensors out of children's reach.

Use only an undamaged sensor. If the silicone is torn, bitten or swollen, or the sensor gets warm, stop using it and contact us.

Charge only on the Wise Baby dock, indoors at room temperature.

If your baby's skin becomes red or irritated, take the sensor out and talk to your paediatrician.

Wise Baby measures no body temperature and gives no medical advice. Your own notes, like a thermometer reading, are just that: your notes.

QUESTIONS

What parents ask us

Does it work when I am in another room – or not at home at all?

Yes. The sensor uses your home Wi-Fi and our server passes the alert on to your phone, wherever you are. When you are close by, your phone also hears the sensor directly over Bluetooth.

What happens when the Wi-Fi is down?

When your phone is near the sensor it still hears it over Bluetooth. And if a sensor stays silent for 20 minutes, the family gets a quiet note.

Which diapers can I use?

Common disposable diapers in any size. Washable diapers are being tested – we will add them here.

Where does my data go?

Your diary and your photos stay on your phone. Our server in the EU keeps only what the family needs to share: your baby's nickname and birth date, who belongs to the family, the sensor's latest reading, and alerts for 30 days. No e-mail address, no password.

How long does the battery last?

The sensor is designed for about eight days per charge. The app always shows how much is left.

Can Grandma and the babysitter get the alerts too?

Yes – invite them with a code (Family › Add a person). For Grandma you can choose “Daytime alerts only”.

Which languages?

German, English, Slovenian and Croatian – in the app and in this guide.

Still a question?

Write to us. A real person answers, usually within 24 hours.

Write to us